



hubbell industrial controls, inc.

5360

April 2007
Schedule E64 (FD)

ARC SUPPRESSOR

Features

- Electronic design
- Totally encapsulated
- Shock and vibration resistant

Description

The Bulletin 5360, Hubbell Arc Suppressor, is designed to reduce contact arcing in DC control circuits where the inductive coil loads of contactors and relays are interrupted.

Utilization of the Bulletin 5360 Arc Suppressor may eliminate the use of an interposing relay.

Application

The Arc Suppressor can be utilized in DC control circuits having operating voltages of between 24 and 275 volts DC.

The Suppressor will limit the maximum surge voltage across the operating coil to 1,000 volts. For mill duty contactors NEMA Size 1 through Size 4, the maximum peak voltage is limited to 500 volts.

The Arc Suppressor is permanently connected in parallel with the operating coil.

Generally, one Arc Suppressor satisfactorily operates with a single contactor operating coil, NEMA Size 1 through Size 6.

The energy absorbed by the Arc Suppressor is a function of the inductive load, the operating current of the load and the number of interruptions per minute as shown on the attached application chart.

Curve No. 1 represents the Hubbell DC contactors, NEMA Sizes 1 through 5. Curve No. 2 represents Hubbell contactor, NEMA Size 6. Curves 3 and 4 represent other contactors with lower inductance coils.

A single Arc Suppressor will be required if the operating data falls below any applicable curve. If the



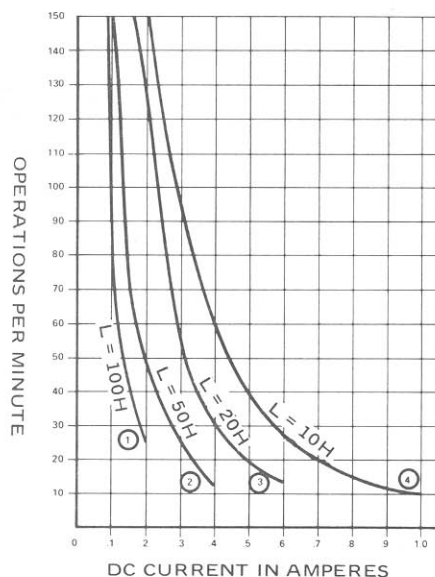
application exceeds the capacity of a single Arc Suppressor, two units may be used in parallel to meet the requirement. If Arc Suppressor units are paralleled, maximum capacity of the Suppressor pair is 1.7 times a single unit.

One Arc Suppressor can be used to serve two or more parallel coils as long as the resultant current does not exceed the curves shown on the application chart.

Maximum wire size per terminal 2 #12 wires
Weight 7 oz. (.2 kg) approx.

Specifications

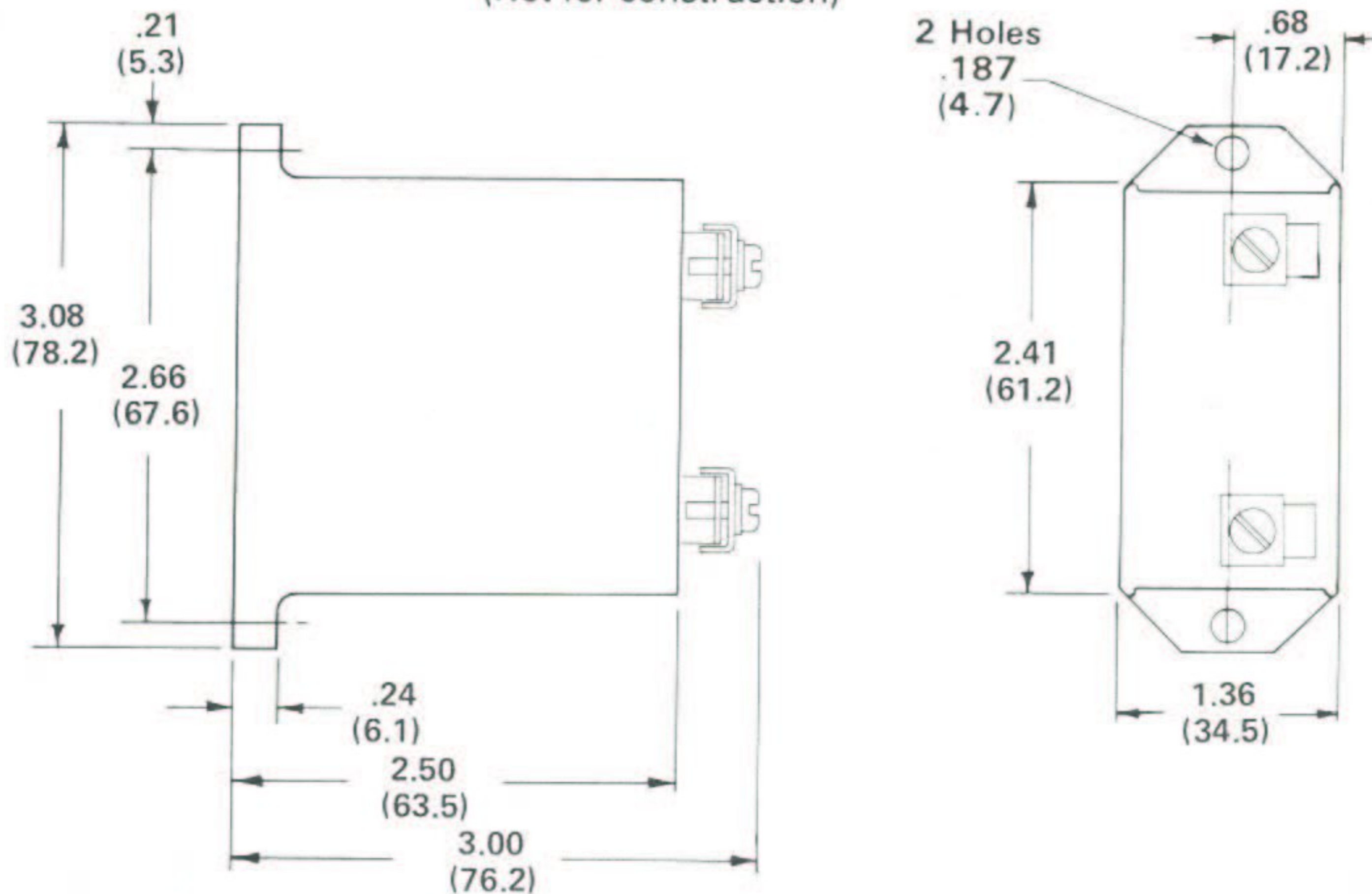
Operating voltage	24 to 275 V DC
Maximum leakage current	15 ma
Environmental temperature	-40° to 65°C/150°F
Maximum load current	1A



APPLICATION CHART

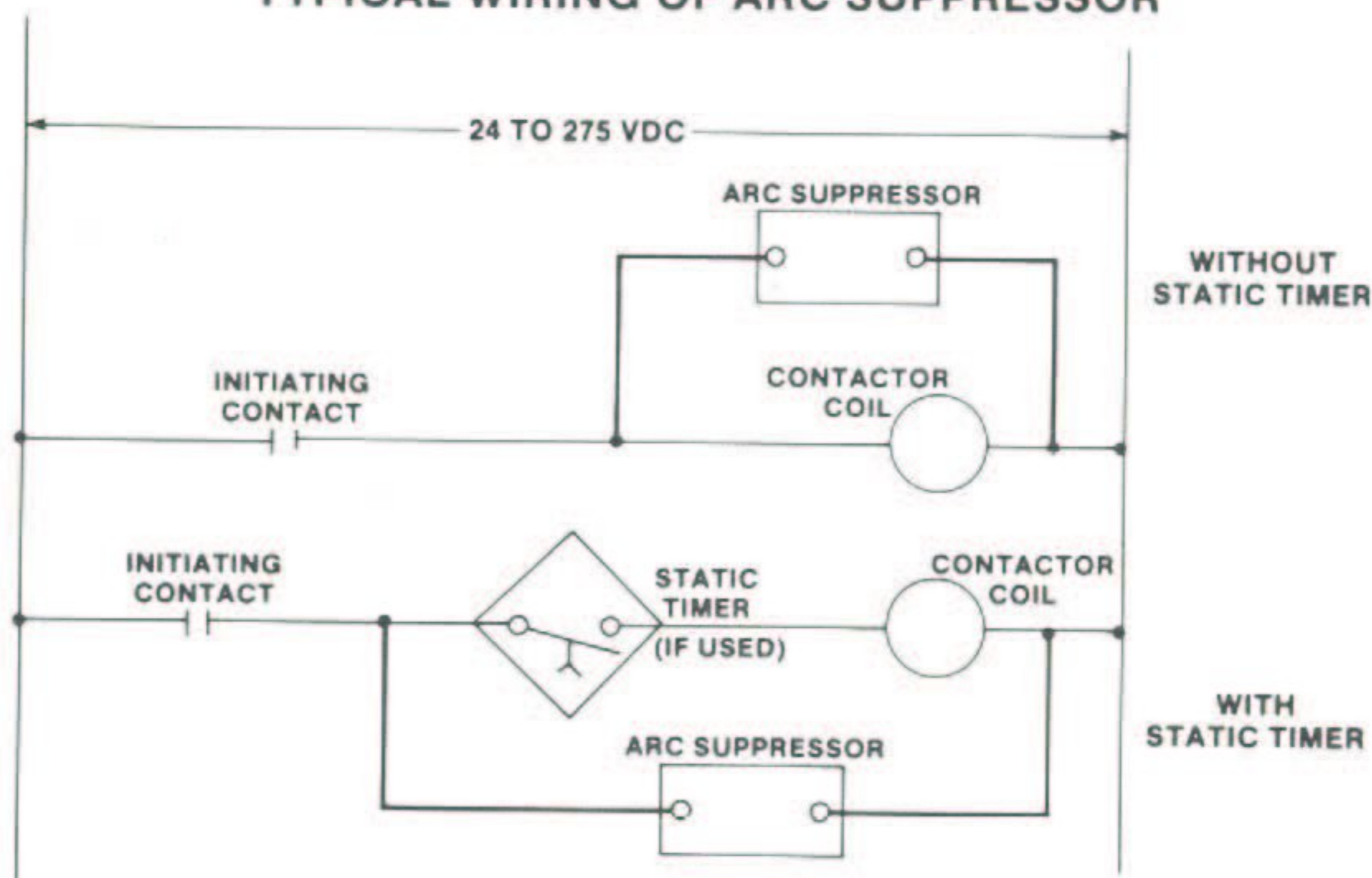
OUTLINE DIMENSIONS

(Not for construction)



DUAL DIMENSIONS: INCH (MILLIMETER)

TYPICAL WIRING OF ARC SUPPRESSOR



PART NUMBER	LIST PRICE
5360-48422-001	\$300

Prices Are Subject To Change Without Notice



Hubbell Industrial Controls, Inc.
 a subsidiary of HUBBELL INCORPORATED
 4301 Cheyenne Dr., Archdale, NC 27263
 Ph. (336) 434-2800 • FAX (336) 434-2800
<http://www.hubbell-icd.com>
Sales@hubbell-icd.com