

## Components

### Contact blocks & holders

### Operator mounted

#### Operator mounted contacts

All CBK contact blocks, lamp modules and transformers can be used with CBK 22mm and CBG 30mm operators.

Contact blocks are color coded to easily identify the contact configuration:

- Green — Normally Open (N.O.) contacts
- Red — Normally Closed (N.C.) contacts

In addition, they snap-on to the operator for time saving installation



Single operator mounted contact block







Double operator mounted contact block

#### Contact blocks — operator mounted



#### Contact block holder

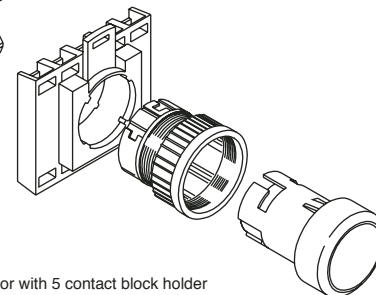
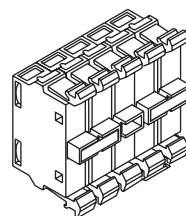
8

##### Single contact blocks

Item	Contact configuration	Catalog number	List price
 CBK-CB10	1 N.O. 1 N.C.	CBK-CB10 CBK-CB01	\$ 8.00
	Gold plated low energy contacts, 24VAC, 5mA		
 CBK-CB10G	1 N.O. 1 N.C.	CBK-CB10G CBK-CB01G	16.00
	Flat pin connections		
 CBK-CB10FP	1 N.O. 1 N.C.	CBK-CB10FP CBK-CB01FP	11.00
	Dummy block	CBK-XBB	2.00
 KCB-20 1	2 N.O.	KCB-20	16.00
	2 N.C.	KCB-02	
	1 N.O. - 1 N.C.	KCB-11	

##### Double contact blocks

Item	Catalog number	List price
 CBK-H5	CBK-H5	\$ 4.00
 CBK-AB	CBK-CH	2.00



Operator with 5 contact block holder

1 For gold plated low energy contacts, 24 VAC, 5 mA, consult factory.

# Components

## Contact blocks

### Base mounted

Pilot Devices  
Type CBK 22mm


#### Base mounted contacts

Base mounted contact blocks are used in 22mm enclosures and on 35mm DIN rail and are available in the compact CBK design.

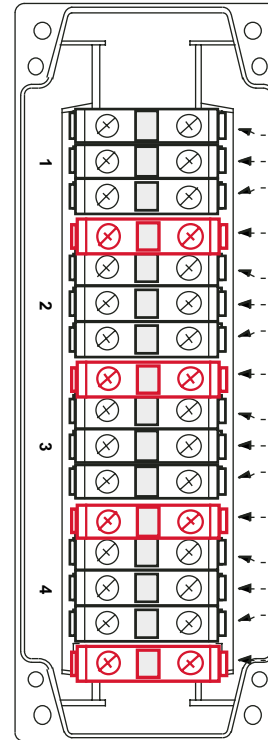
Up to 5 contact blocks can be mounted per pushbutton in some combinations.

The wiring stays with the enclosure base; the operators can be removed with the cover.

For complete DIN rail mounting kit, see page 8.51.



#### Possible base mounted contact block mounting configurations



Up to a maximum of 16 contact blocks may be installed in a 4-hole p.b. station. ( 4 contact blocks per pilot device. )

As shown, it is possible to use up to five contact blocks in either the 2nd, 3rd or 4th positions, though not all at once, by using the actuator bridges as indicated.

Dedicated to position 1

Available for device in pos. 1 or pos. 2 ( Requires actuator bridge )

Dedicated to position 2

Available for device in pos. 2 or pos. 3 ( Requires actuator bridge )







Dedicated to position 3

Available for device in pos. 3 or pos. 4 ( Requires actuator bridge )

Dedicated to position 4

Available for device in pos. 4 ( Requires actuator bridge )




#### Contact blocks — base mounted

Item	Contact configuration	Catalog number	List price
<b>Single contact blocks</b>			
 CBK-CBR10	1 N.O. 1 N.C.	CBK-CBR10 CBK-CBR01	\$ 8.00
	Gold plated low energy contacts, 24VAC, 5mA		
 CBK-CBR10G	1 N.O. 1 N.C.	CBK-CBR10G CBK-CBR01G	16.00
	Flat pin connections		
 CBK-CBR01FP	1 N.O. 1 N.C.	CBK-CBR10FP CBK-CBR01FP	11.00
	<b>Double contact blocks</b>		
 KCB-20B ①	2 N.O.	KCB-20B	16.00
	 KCB-02B ①	2 N.C.	
 KCB-11B ①		1 N.O. - 1 N.C.	


① For gold plated low energy contacts, 24 VAC, 5 mA, consult factory.

## Components Lamp modules & transformers

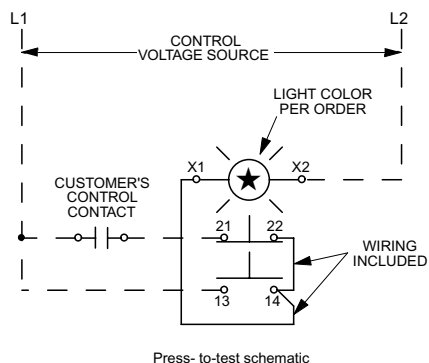
### Lamp modules & transformers — operator mounted

Item	Voltage	Catalog number	List price
 CBK-LMF	<b>Lamp module</b>		
	<b>Full voltage type</b>  <b>Resistor type</b> 120V/60V 240V/120V 24V <sup>①</sup> 120V/24V <sup>②</sup>	CBK-LMF  CBK-LMR1 CBK-LMR2 CBK-LMR24 CBK-LMLED	\$ 17.50  21.50
 CBK-LMT1	<b>Lamp module transformer (pilot light)</b>		
	120V/6V 240V/6V 380V/6V 480V/6V 120V/24V 240V/24V 380V/24V 480V/24V	CBK-LMT1 CBK-LMT2 CBK-LMT3 CBK-LMT4 CBK-LMT124 CBK-LMT224 CBK-LMT324 CBK-LMT424	35.00
 CBK-LT1	<b>Illuminated pushbutton &amp; selector switch transformer</b> <sup>④</sup>		
	120V/6V 240V/6V 380V/6V 480V/6V 120V/24V 240V/24V 380V/24V 480V/24V	CBK-LT1 CBK-LT2 CBK-LT3 CBK-LT4 CBK-LT124 CBK-LT224 CBK-LT324 CBK-LT424	35.00

### Diode block


Item	Voltage	Catalog number	List price
 CBK-CBD	250V, 1A	CBK-CBD	\$ 14.00

### Diagram for lamp test






- ① Designed for electronic circuits. The resistor limits the making current and prevents disturbances in the circuit. 24V filament bulb required.
- ② Designed for LED 24V bulbs.
- ③ Use with red, yellow and clear lenses only. See page 8.39.
- ④ Mounts onto CBK-LMF.

### Lamp modules & transformers — base mounted

Item	Voltage	Catalog number	List price
 CBK-LMFB	Full voltage type	CBK-LMFB	\$ 17.50
	Resistor type 120V/60V 240V/120V	CBK-LMRB1 CBK-LMRB2	21.50





















### Lamp bulbs

Item	Voltage	Catalog number	List price
<b>Filament</b>   CBK-LB6	<b>Neon</b>   CBK-LBN1	<b>Filament</b>	
		6 VAC/DC 12 VAC/DC 24 VAC/DC 30 VAC/DC 48 VAC/DC 60 VAC/DC 130 VAC/DC <b>Neon</b> <sup>③</sup> 220 VAC	CBK-LB6 CBK-LB12 CBK-LB24 CBK-LB30 CBK-LB48 CBK-LB60 CBK-LB1 CBK-LBN2
<b>LED bulbs</b>   CBK-LBD1R		<b>Standard</b>	
		<b>Red</b> 12 VDC 24 VAC/DC 48 VAC/VDC 60VAC/VDC 110-130 VAC/DC 120 VAC 230 VAC  <b>Green</b> 12 VDC 24 VAC/DC 48 VAC/VDC 60VAC/VDC 110-130 VAC/DC 120 VAC 230 VAC  <b>Yellow</b> 12 VDC 24 VAC/DC 48 VAC/VDC 60VAC/VDC 110-130 VAC/DC 120 VAC 230 VAC	CBK-LBD12R CBK-LBD8R CBK-LBD48R CBK-LBD60R CBK-LBD13R CBK-LBD1R CBK-LBD2R  CBK-LBD12G CBK-LBD8G CBK-LBD48G CBK-LBD60G CBK-LBD13G CBK-LBD1G CBK-LBD2G  CBK-LBD12Y CBK-LBD8Y CBK-LBD48Y CBK-LBD60Y CBK-LBD13Y CBK-LBD1Y CBK-LBD2Y
		<b>Blue</b>	
		12 VDC 24 VAC/DC 48 VAC/VDC 60VAC/VDC 110-130 VAC/DC 120 VAC 230 VAC	CBK-LBD12L CBK-LBD8L CBK-LBD48L CBK-LBD60L CBK-LBD13L CBK-LBD1L CBK-LBD2L
		<b>White</b>	
		12 VDC 24 VAC/DC 48 VAC/VDC 60VAC/VDC 110-130 VAC/DC 120 VAC 230 VAC	CBK-LBD12W CBK-LBD8W CBK-LBD48W CBK-LBD60W CBK-LBD13W CBK-LBD1W CBK-LBD2W
		<b>Flashing</b>	
		Red 24 VDC Green 24 VDC Yellow 24 VDC	CBK-LBDRF CBK-LBDGF CBK-LBDYF

## Components

### Pushbutton and pilot light lens inserts<sup>①</sup>

**Pilot Devices**  
Type CBK 22mm

Legend	Cap color	Suffix code <sup>②</sup>	Flush button catalog number	Extended button catalog number	Pilot light catalog number	List price
0	White	C21	CBK-KC21	CBK-KC21E	CBK-KC21P	
	Red	C22	CBK-KC22	CBK-KC22E	—	
	Black	C23	CBK-KC23	—	—	
I	White	C24	CBK-KC24	CBK-KC24E	CBK-KC24P	
	Red	C25	CBK-KC25	—	—	
	Black	C26	CBK-KC26	—	—	
II	White	C27	CBK-KC27	CBK-KC27E	CBK-KC27P	
	Red	C28	CBK-KC28	—	—	
	Black	C29	CBK-KC29	—	—	
III	White	C30	CBK-KC30	CBK-KC30E	—	
	Black	C31	CBK-KC31	—	—	
+	White	C32	CBK-KC32	CBK-KC32E	—	
	Red	C33	CBK-KC33	—	—	
	Black	C34	CBK-KC34	—	—	
-	White	C35	CBK-KC35	CBK-KC35E	—	
	Red	C36	CBK-KC36	—	—	
	Black	C37	CBK-KC37	—	—	
	White	C13	CBK-KC13	CBK-KC13E	CBK-KC13P	
	Black	C38	CBK-KC38	—	—	
	White	C39	CBK-KC39	CBK-KC39E	—	
	Black	C40	CBK-KC40	—	—	
	White	C41	CBK-KC41	CBK-KC41E	—	
	Black	C42	CBK-KC42	—	—	
	White	C43	CBK-KC43	CBK-KC43E	—	
	Black	C44	CBK-KC44	—	—	
	White	C45	CBK-KC45	CBK-KC45E	—	
	Black	C46	CBK-KC46	—	—	
	White	C14	CBK-KC14	CBK-KC14E	CBK-KC14P	
	Black	C47	CBK-KC47	CBK-KC47E	—	
	White	C48	CBK-KC48	—	—	
	Black	C49	CBK-KC49	CBK-KC49E	—	
	White	C50	CBK-KC50	—	—	
	Black	C51	CBK-KC51	CBK-KC51E	—	
	White	C52	CBK-KC52	—	—	
	Black	C53	CBK-KC53	CBK-KC53E	—	
	White	C54	CBK-KC54	—	—	
	Black	C55	CBK-KC55	CBK-KC55E	—	
	White	C56	CBK-KC56	—	—	
	Black	C57	CBK-KC57	CBK-KC57E	—	
	White	C58	CBK-KC58	—	—	
	Black	C59	CBK-KC59	CBK-KC59E	—	
	White	C60	CBK-KC60	—	—	
	Black	C61	CBK-KC61	CBK-KC61E	—	
	White	C62	CBK-KC62	—	—	
	Black	C63	CBK-KC63	CBK-KC63E	—	
	White	C64	CBK-KC64	—	—	
	Black	C65	CBK-KC65	CBK-KC65E	—	
	White	C66	CBK-KC66	—	—	
	Black	C78	—	—	CBK-KC78P	
	White	C79	—	—	CBK-KC79P	
	White	C76	CBK-KC76	—	—	
	White	C77	CBK-KC77	—	—	
	White	C80	CBK-KC80	—	—	


\$ .90

8

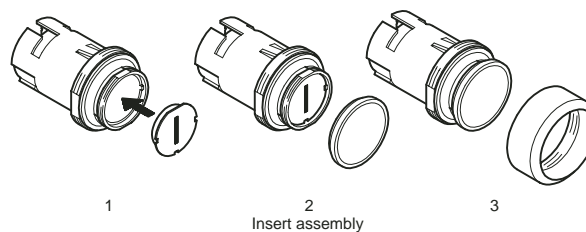
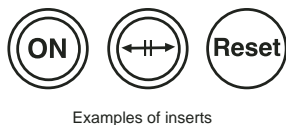
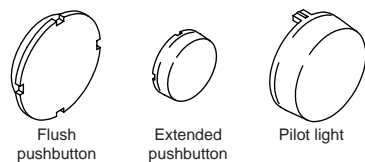
<sup>①</sup> Illuminated pushbuttons and pilot lights must use white insert.

<sup>②</sup> For extended pushbuttons, insert "E" at the end of the catalog number. For pilot lights, insert "P" at the end of the catalog number.

## Components Pushbutton and pilot light lens inserts<sup>①</sup>

Legend	Cap color	Suffix code <sup>②</sup>	Flush button catalog number	Extended button catalog number	Pilot light catalog number	List price
	White	C82	CBK-KC82	—	—	<b>\$ .90</b>
Start	White	C67	CBK-KC67	CBK-KC67E	CBK-KC67P	
START	Green Black	C5 C81	CBK-KC5 CBK-KC81	— —	— —	
On	White	C68	CBK-KC68	CBK-KC68E	CBK-KC68P	
ON	White Green Black	C69 C70 C1	CBK-KC69 CBK-KC70 CBK-KC1	— — —	CBK-KC69P — —	
Off	White	C71	CBK-KC71	CBK-KC71E	CBK-KC71P	
OFF	White Red Black	C72 C73 C2	— — CBK-KC2	CBK-KC72E CBK-KC73E CBK-KC2E	— — —	
Stop	White	C74	CBK-KC74	CBK-KC74E	CBK-KC74P	
STOP	Red	C4	CBK-KC4	CBK-KC4E	—	
Reset	White	C75	CBK-KC75	CBK-KC75E	CBK-KC75P	
Blank	White Green	C15 CG	CBK-KC15 CBK-KCG	CBK-KC15E CBK-KCEG	CBK-KC15P —	
UP	Green	C11	CBK-KC11	—	—	
DOWN	Green	C12	CBK-KC12	—	—	
OPEN	White Green	C16 C19	CBK-KC16 CBK-KC19	— —	— —	
CLOSE	White Green	C17 C20	CBK-KC17 CBK-KC20	— —	— —	
REV	Green	C6	CBK-KC6	—	—	
FWD	Green	C7	CBK-KC7	—	—	
SLOW	Green	C8	CBK-KC8	—	—	
FAST	Green	C9	CBK-KC9	—	—	
JOG	Green	C10	CBK-KC10	—	—	
RESET	Black	C3	CBK-KC3	—	—	
LATCH	White	C18	CBK-KC18	—	—	

8



<sup>①</sup> Illuminated pushbuttons and pilot lights must use white insert.

<sup>②</sup> For extended pushbuttons, insert "E" at the end of the catalog number. For pilot lights, insert "P" at end of the catalog number.

# Components

## Nameplate inserts, fixed nameplates

Pilot Devices  
Type CBK 22mm



### Nameplate inserts — aluminum <sup>Ⓞ</sup>

Legend	Legend	Catalog number	List price
<b>1 Position</b>			
CLOSE ON FAST DOWN EMERGENCY STOP CANCEL IN LOWER START INCHING RUN FORWARD	OPEN OFF SLOW UP RELEASE RESET OUT RAISE STOP JOG FULL REVERSE	CBK-NP1 CBK-NP2 CBK-NP3 CBK-NP4 CBK-NP5 CBK-NP6 CBK-NP7 CBK-NP8 CBK-NP9 CBK-NP10 CBK-NP11 CBK-NP12	\$ .70
<b>2 Position (BC Position)</b>			
OFF/ON LOW/HIGH CLOSE/OPEN HAND/AUTO	STOP/START SLOW/FAST JOG/RUN O/I	CBK-NP13 CBK-NP14 CBK-NP15 CBK-NP16	.70
<b>2 Position (AC Position)</b>			
OFF/ON LOW/HIGH CLOSE/OPEN HAND/AUTO	STOP/START SLOW/FAST JOG/RUN O/I	CBK-NP13AC CBK-NP14AC CBK-NP15AC CBK-NP16AC	.70
<b>3 Position</b>			
HAND/O/AUTO SLOW/OFF/FAST	I/O/II BLANK	CBK-NP17 CBK-NP18	.70
<b>Blank</b>			
BLANK (Aluminum)	BLANK	CBK-NP19	.70
<b>Custom engraving</b>			
NOTE: For custom engraving instructions, please see "Ordering instructions" pg.8.38			.90

### Nameplate holders — plastic

Color	Catalog number	List price
Black	CBK-KNPHB	\$ .70

### Fixed nameplates — plastic and aluminum

Legend	Plastic finish	Aluminum finish	List price
<b>1 Position</b>			
CLOSE DOWN EMERGENCY STOP FAST FORWARD INCHING IN LEFT LOWER OFF ON OPEN RAISE RESET REVERSE RUN RIGHT SLOW START STOP UP	CBK-NPE1BA CBK-NPE2BA CBK-NPE3BA CBK-NPE4BA CBK-NPE5BA CBK-NPE6BA CBK-NPE7BA CBK-NPE8BA CBK-NPE9BA CBK-NPE10BA CBK-NPE11BA CBK-NPE12BA CBK-NPE13BA CBK-NPE14BA CBK-NPE15BA CBK-NPE16BA CBK-NPE17BA CBK-NPE18BA CBK-NPE19BA CBK-NPE20BA CBK-NPE21BA	CBK-NPE1 CBK-NPE2 CBK-NPE3 CBK-NPE4 CBK-NPE5 CBK-NPE6 CBK-NPE7 CBK-NPE8 CBK-NPE9 CBK-NPE10 CBK-NPE11 CBK-NPE12 CBK-NPE13 CBK-NPE14 CBK-NPE15 CBK-NPE16 CBK-NPE17 CBK-NPE18 CBK-NPE19 CBK-NPE20 CBK-NPE21	\$ 1.50
<b>2 Position (BC Position)</b>			
HAND/AUTO JOG/RUN OFF/ON STOP/START FWD/REV	CBK-NPE22BA CBK-NPE23BA CBK-NPE24BA CBK-NPE25BA CBK-NPE32BA	CBK-NPE22 CBK-NPE23 CBK-NPE24 CBK-NPE25 CBK-NPE32	1.50
<b>2 Position (AC Position)</b>			
HAND/AUTO JOG/RUN OFF/ON STOP/START FWD/REV	CBK-NPE22BAAC CBK-NPE23BAAC CBK-NPE24BAAC CBK-NPE25BAAC CBK-NPE32BAAC	CBK-NPE22AC CBK-NPE23AC CBK-NPE24AC CBK-NPE25AC CBK-NPE32AC	1.50
<b>3 Position</b>			
HAND/O/AUTO SLOW/OFF/FAST LOW/OFF/HIGH	CBK-NPE26BA CBK-NPE27BA CBK-NPE31BA	CBK-NPE26 CBK-NPE27 CBK-NPE31	1.50
<b>Blank</b>			
BLANK – Aluminum (1-2 line) BLANK – Aluminum (1-3 line) BLANK – Plastic brushed aluminum finish (1-2 line) BLANK – Plastic brushed aluminum finish (1-3 line) BLANK – Plastic (1-2 line) <sup>Ⓞ</sup> BLANK – Plastic (1-3 line) <sup>Ⓞ</sup>		CBK-NPE28 CBK-NPE29 CBK-NPE28BA CBK-NPE29BA CBK-NPE28P CBK-NPE29P	1.50
<b>Custom engraving</b>			
NOTE: For custom engraving instructions, please see "Ordering Instructions, page 8.38			6.50
<b>Other</b>			
EMERGENCY STOP (70mm)	Aluminum	CBK-NPE30	6.00
EMERGENCY STOP (70mm)	Plastic	CBK-NPE30P	5.00
EMERGENCY OFF (70mm)	Plastic	CBK-NPE34	5.00

<sup>Ⓞ</sup> Nameplate holders are required.

<sup>Ⓞ</sup> Nameplate inserts have markings on both sides. EX: CBK-NP1 has "CLOSE" on the front side and "OPEN" on the back side.

<sup>Ⓞ</sup> The plastic blank is black on one side and white on the other.

## Components

### Custom engraved inserts



### Nameplate inserts — aluminum ①

8

Type	Maximum letters per line	Catalog number	List price
<p>1 line</p>	11	CBK-NP19-01	<b>\$ 5.90</b>
<p>2 lines</p>	11	CBK-NP19-02	
<p>2 position selector switch</p>	5	CBK-NP19-03	
<p>3 position selector switch</p>	5	CBK-NP19-04	
<p>2 position selector switch</p>	5	CBK-NP19-05	

### General specifications

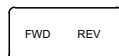
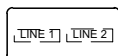
- All characters are 1/8" high, upper & lower case. Please specify if all capital letters are desired.
- The legend plate inserts and the fixed legend plates are silver-grey anodized aluminum.
- All special engravings involve engraving the desired lettering into the metal surface and then treating the engraved surfaces with black ink.

#### EXAMPLE:

CBK-NP19-05

1: FWD

2: REV



"CBK-NP19" is the blank legend plate catalog number. "-05" refers to the layout of text (see dimension illustrations).

① For drilling plans, see page 8.53.

② "PW" and "PB" are the same material with either the white or black side showing.

# Components

## Custom engraved nameplates

Pilot Devices  
Type CBK 22mm

### Fixed nameplates — aluminum or plastic ①

Type	Maximum letters per line	Finish ②	Catalog number	List price
<p>Pushbuttons or pilot lights</p>	11 39mm	A B BA W	CBK-NPE28-01 CBK-NPE28B-01 CBK-NPE28BA-01 CBK-NPE28W-01	<b>\$ 6.50</b>
	11 44.5mm	A B BA W	CBK-NPE29-01 CBK-NPE29B-01 CBK-NPE29BA-01 CBK-NPE29W-01	
<p>2 Position selector switches</p>	5 39mm	A B BA W	CBK-NPE28-02 CBK-NPE28B-02 CBK-NPE28BA-02 CBK-NPE28W-02	
	11 (line 1) 5 (line 2) 5 (line 3) 44.5mm	A B BA W	CBK-NPE29-02 CBK-NPE29B-02 CBK-NPE29BA-02 CBK-NPE29W-02	
<p>3 Position selector switches</p>	5 39mm	A B BA W	CBK-NPE28-03 CBK-NPE28B-03 CBK-NPE28BA-03 CBK-NPE28W-03	
	11 (line 1) 5 (line 2) 5 (line 3A) 5 (line 3B) 44.5mm	A B BA W	CBK-NPE29-03 CBK-NPE29B-03 CBK-NPE29BA-03 CBK-NPE29W-03	
<p>2 Position toggle switches</p>	4 39mm	A B BA W	CBK-NPE28-04 CBK-NPE28B-04 CBK-NPE28BA-04 CBK-NPE28W-04	
	5 44.5mm	A B BA W	CBK-NPE29-04 CBK-NPE29B-04 CBK-NPE29BA-04 CBK-NPE29W-04	
<p>3 Position toggle switches</p>	39mm	A B BA W	CBK-NPE28-05 CBK-NPE28B-05 CBK-NPE28BA-05 CBK-NPE28W-05	
	44.5mm	A B BA W	CBK-NPE29-05 CBK-NPE29B-05 CBK-NPE29BA-05 CBK-NPE29W-05	



### Fixed nameplates — aluminum or plastic ①

Type	Maximum letters per line	Finish ②	Catalog number	List price
<p>Pushbuttons or pilot lights</p>	11 39mm	A B BA W	CBK-NPE28-06 CBK-NPE28B-06 CBK-NPE28BA-06 CBK-NPE28W-016	<b>\$ 6.50</b>
	11 44.5mm	A B BA W	CBK-NPE29-06 CBK-NPE29B-06 CBK-NPE29BA-06 CBK-NPE29W-06	
<p>2 Position selector switches</p>	5 39mm	A B BA W	CBK-NPE28-07 CBK-NPE28B-07 CBK-NPE28BA-07 CBK-NPE28W-07	
	11 (line 1) 5 (line 2) 5 (line 3) 44.5mm	A B BA W	CBK-NPE29-07 CBK-NPE29B-07 CBK-NPE29BA-07 CBK-NPE29W-07	

### General specifications

- All characters are 1/8" high, upper & lower case. Please specify if all capital letters are desired.
- The legend plate inserts and the fixed legend plates are silver-grey anodized aluminum.
- All special engravings involve engraving the desired lettering into the metal surface and then treating the engraved surfaces with black ink.

### Ordering custom engraved nameplates

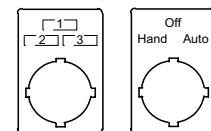
- Select the desired legend plate.
- Indicate the catalog number.
- Write the desired words to be engraved on each line.

#### EXAMPLE:

CBK-NPE28P-03

- OFF
- HAND
- AUTO

"CBK-NPE28P" is the blank legend plate catalog number. "B" indicates that the black side of the plate is to be engraved. ".03" refers to the layout of text (see dimension illustrations above).



① For drilling plans, see page 8.61.

② Finish: A = brushed aluminum; B = black plastic face with white letters; BA = plastic with brushed aluminum finish; W = white plastic face with black letters.







## Components Buttons & lenses

### Buttons (for non-illuminated pushbuttons)

Item	Color	Catalog number	List price
<b>Flush</b>  CBK-KBY	Red Green Yellow Blue Black Clear White Gray	CBK-KBR CBK-KBG CBK-KBY CBK-KBL CBK-KBB CBK-KBC CBK-KBW CBK-KBE	\$ 1.50
<b>Extended</b>  CBK-KBEY	Red Green Yellow Blue Black Clear White Gray	CBK-KBER CBK-KBEG CBK-KBEY CBK-KBEL CBK-KBEB CBK-KBEC CBK-KBEW CBK-KBEE	1.50
<b>30mm mushroom</b>  CBK-BM3R	Red Black Red w/Arrow Black w/Arrow	CBK-BM3R CBK-BM3B CBK-BM3RA CBK-BM3BA	2.00
<b>40mm mushroom</b>  CBK-BM40RO	Red Black Red w/Arrow Black w/Arrow Red w/Circle Black w/Circle Yellow	CBK-BM40R CBK-BM40B CBK-BM40RA CBK-BM40BA CBK-BM40RO CBK-BM40BO CBK-BM40Y	2.00
<b>60mm mushroom</b>  CBK-BM60Y	Red Black Yellow	CBK-BM60R CBK-BM60B CBK-BM60Y	6.00

### Buttons (for illuminated pushbuttons)

Item	Color	Catalog number	List price
<b>Flush</b>  CBK-KBY	Red Green Yellow Blue Clear White	CBK-KBIR CBK-KBIG CBK-KBIY CBK-KBIL CBK-KBIC CBK-KBIW	\$ 1.50
<b>Extended</b>  CBK-KBEIY	Red Green Yellow Blue Clear White	CBK-KBEIR CBK-KBEIG CBK-KBEIY CBK-KBEIL CBK-KBEIC CBK-KBEIW	1.50
<b>40mm mushroom</b>  CBK-BM4IY	Red Yellow Green	CBK-BM4IR CBK-BM4IY CBK-BM4IG	4.00
<b>60mm mushroom</b>  CBK-BM6IY	Red Yellow Green	CBK-BM6IR CBK-BM6IY CBK-BM6IG	8.00

### Pilot light lenses

Item	Color	Catalog number	List price
<b>Standard</b>  CBK-KLR	Red Green Yellow Blue Clear White	CBK-KLR CBK-KLG CBK-KLY CBK-KLL CBK-KLC CBK-KLW	\$ 2.50
<b>Freznel lens</b>  CBK-XFL	Clear	CBK-XFL	3.00

# Components

## Mounting rings







### Adaptor rings

Pilot Devices  
Type CBK 22mm

#### Mounting rings


Item	Color	Catalog number	List price
<b>Pushbutton</b>  CBK-CMR	Black plastic Chrome metal	CBK-KR CBK-CMR	\$ 1.00 2.50
<b>Selector switch/toggle</b>  CBK-KRS	Black plastic Chrome metal	CBK-KRS CBK-CMRS	1.00 2.50

#### 30mm Adaptor ring


Item	Color	Catalog number	List price
<b>For use with 22mm pushbuttons &amp; switches</b>			
  CBK-M3A    CBK-K3A	Black plastic Metal	CBK-K3A CBK-M3A	\$ 8.00 10.00
<b>For use with 22mm emergency stop</b>			
  CBK-ESM3A    CBK-ESK3A	Black plastic Metal	CBK-ESK3A CBK-ESM3A	8.00 10.00
<b>For use with 22mm potentiometer, compact range &amp; buzzer</b>			
  CBK-PM3A    CBK-PK3A	Black plastic Metal	CBK-PK3A CBK-PM3A	8.00 10.00

Includes two washers and lock nut.

## Accessories


Item	Catalog number	List price
 <p>Flush and extended boots</p>	CBK-KXB (Flush)  CBK-KXBE (Extended)	<b>\$ 8.00</b>

Transparent soft membrane permits easy visibility of button lens while protecting buttons and pilot lights from water and dust.

 <p>Protective boot for two button operators</p>	CBK-XB2	<b>8.00</b>
---	---------	-------------

 <p>Extended button guard</p>	CBK-KXG	<b>4.00</b>
---	---------	-------------

Protects extended pushbuttons from being accidentally depressed.


 <p>22mm hole plug (UL Type 1, 3R, 4, 4X, 12)</p>	CBK-XP	<b>2.00</b>
--	--------	-------------

Hole plugs are used to cover pushbutton holes in panels


 <p>Lamp removal tool</p>	KA1-8072	<b>10.00</b>
--	----------	--------------

Removes all incandescent or LED lamps.


 <p>Flush pushbutton protective cover</p>	CBK-KXC	<b>15.00</b>
--	---------	--------------

 <p>Mushroom guard ①</p>	CBK-XMG	<b>16.00</b>
---	---------	--------------


① For use with operators shown on pages 8.16, 8.17 & 8.32.


Item	Catalog number	List price
 <p>Padlock attachment for 30mm mushroom head (twist release, only)</p>	CBK-XPA	<b>\$ 20.00</b>


Prevents unauthorized use of equipment. Provides space for up to 4 padlocks with the button in the depressed position. Holes fit standard 1/4" padlock.

Item	Lock type	Catalog number	List price
 <p>Extra key</p>	1 2 3	CBK-XK455 CBK-XK421 CBK-XK3433-E	<b>10.00</b>

To order, refer to the key number imprinted on the key. Then use the appropriate catalog number that ends in the same number. (2 keys per set.)

 <p>Spare gasket</p>	CBK-XRG	<b>1.00</b>
---	---------	-------------

 <p>Mounting tool</p>	CBK-KXMT	<b>10.00</b>
---	----------	--------------


 <p>Square bezel</p>	CBK-BZL	<b>2.00</b>
--	---------	-------------

 <p>Selector switch lock</p>	CBK-XSWL	<b>35.00</b>
--	----------	--------------

 <p>Selector switch guard</p>	CBK-XSWG	<b>8.00</b>
---	----------	-------------

# Accessories

Pilot Devices  
Type CBK 22mm

Item	Catalog number	List price
	CBK-XGS	\$ .50


Grounding screw

Provides a means of attaching a grounding wire.


## DIN rail mounting accessories



CBK-XDIN


Item	Catalog number	List price
	CBK-XFC	\$ 5.00

Front cap

Item	Catalog number	List price
	CBK-XSA	.20

Snap connector

Connects contact blocks to holder. Two required per holder. Twenty per package.

Item	Catalog number	List price
	CBK-XDIN	8.20

DIN rail mounting kit










To be used with pushbutton and pilot lights only.

The DIN rail mounting kit includes:

Quantity	Item	Catalog number
1	Front cap	CBK-XFC
4	Snap attachment	CBK-XSA
1	Dummy block	CBK-XBB
1	Pin set, 2 unit	CBK-XP2
1	Pin set, 3 unit	CBK-XP3
1	Holder	CBK-CH

8

## Plastic enclosures

Item	Catalog number	List price	Item	Catalog number	List price
  1 element	CBK-EPY <sup>①</sup> (Yellow enclosure for emergency stop applications)  CBK-EP1	\$ 28.00  28.00	 6 element	CBK-EP6	\$ 52.00
 2 element	CBK-EP2	32.00	 Impact protector <sup>④</sup>	CBK-CS	2.00
 3 element	CBK-EP3	36.00	 Spacer <sup>②</sup>	CBK-XW	1.00
 4 element	CBK-EP4	44.00	 Emergency stop adaptor plate <sup>③</sup>	CBK-ESAP	6.00

Note: All enclosures are UL Listed & CSA Approved for Types 1, 3R, 4, 4X, & 12 applications.

### Metallic enclosures

Metallic Type 1, 3, 3R, 4, 4X, 12 & 13 enclosures are also available upon request. Please consult factory.

- ① Not available in metal.
- ② All pilot devices mounted in enclosures must have legend plate or spacer to correctly interface with auxiliary contacts.
- ③ Must be used with CBK-ES★ Emergency Stop operators shown on pages 8.17, 8.31 & 8.32.
- ④ Must be used to stabilize contact blocks in pushbutton stations.

## Plastic enclosures <sup>①②</sup> Assembly examples

Pilot Devices  
Type CBK 22mm



CBK-EP2SS

### Custom assembly of 2-hole pushbutton station

#### Example: Start-stop

CBK-EP2 \$ 32.00	+	CBK-KPCC5 \$ 9.00	+	CBK-CBR10 \$ 8.00	=	CBK-EP2SS \$ 72.00
(2) CBK-CS \$ 4.00		CBK-KPECC4 \$ 9.00		CBK-CBR01 \$ 8.00		
(2) CBK-XW <sup>③</sup> \$ 2.00						

8



CBK-EP3FRS

### Custom assembly of 3-hole pushbutton station

#### Example: Forward - Reverse - Stop

CBK-EP3 \$ 36.00	+	CBK-KPCC7 \$ 9.00	+	(2) CBK-CBR10 \$ 16.00	=	CBK-EP3FRS \$ 96.00
(3) CBK-CS \$ 6.00		CBK-KPCC6 \$ 9.00		(1) CBK-CBR01 \$ 8.00		
(3) CBK-XW <sup>③</sup> \$ 3.00		CBK-KPECC4 \$ 9.00				

- ① Fixed legend plates may be used with enclosures. Enclosure must be mounted horizontally when using 1.75" nameplates or insert holders.  
② Consult factory for specific applications and part numbers.  
③ Use when no nameplate is required.