

DSN



Features and Ratings	p. 24
DSN20	p. 25
DSN30	p. 27
DSN60	p. 29
Spare parts	p. 31
Dimensions	p. 33



Switch rated plug and receptacle with Type 4X protection

DSN Series products are switch and hp rated for quick, safe equipment changeouts. DSN's are ideal for wet environments since they offer Type 4X watertightness as soon as the plug is latched to the receptacle or as soon as the receptacle lid is closed.

Main Advantages

- ▶ Switch & Hp rated
- ▶ 100 kA short circuit rated*
- ▶ Type 4X, IP66/67
- ▶ Compact, lightweight design
- ▶ Up to 4 auxiliary contacts


Highlighted Advantage

Simplify Compliance to
NFPA 70E & CSA Z462

See pgs 19-20 for
more information



Product Features



General Ratings

Amperage	20 to 60A
Voltage	600 VAC*
Frequency	50-400 Hz
Horsepower	1/2 to 20 hp
Short-Circuit (Make & Withstand)	100kA**
Environmental	Type 4X, IP66+IP67
Temperature	min -40°F/max 140°F

* DSN20 devices are 480 VAC


** Testing was performed with RK1 current limiting fuses sized at 400% or more of the highest full load motor ampacity associated with the devices horsepower ratings.

Listings


Category	UL	CSA	IEC
Plugs and Receptacles	UL 1682	C22.2 No. 182.1	60309-1
Branch Circuit Disconnect Switching (AC only)	UL Subject 2682 (Performance tests from UL 98)	UL Subject 2682	60947-3, AC22, AC23
Motor Circuit Disconnect Switching (AC only)	UL Subject 2682 (Performance tests from UL 508)	UL Subject 2682	

CE ratings available upon request

Operating Instructions



When the plug and receptacle are latched together, the circuit is connected.



Pressing the pawl causes the DECONTACTOR to break the circuit. The plug is ejected to its rest position; its contacts are now dead.



Rotating the 'dead' plug 30° counterclockwise closes the safety shutter and frees the plug to be withdrawn from the receptacle.

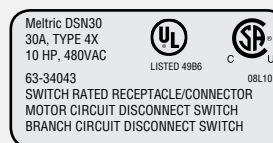


The plug and the receptacle are separated. The safety shutter prevents access to live parts.

5 To reconnect, insert plug into receptacle, rotate 30° clockwise, and apply insertion force.

Highlighted Feature

Typical Device Labels



DSN Decontactors are UL & CSA rated for "motor circuit" and "branch circuit" disconnect switching – up to 20 hp and up to 60A

DSN20



DECONTACTOR™ – 20A

Switch Rated Plugs & Receptacles

Ratings

- Voltage**
480 VAC
 - Switch Rating (AC Only)**
Branch Circuit & Motor Circuit
Disconnect Switching
 - Horsepower Ratings**

120V	1Ø	1/2 hp
240V	1Ø	1 hp
208V	3Ø	2 hp
240V	3Ø	2 hp
480V	3Ø	5 hp
 - Short Circuit Rating**
100kA Close & Withstand
Testing was performed with RK1 current limiting fuses sized at 400% of the highest full load motor ampacity associated with the devices hp rating.
 - Environmental Ratings**
Type 4X, IP66+IP67
 - Temperature Range**
Min -40°F/Max 140°F
See pg 220 for temps below -15°F.
 - Wiring Capacity**
Min 14 AWG Max 12 AWG
 - Listings**
UL, CSA, IEC, CE*
- * Contact Customer Service

Receptacle (female)



Don't forget to add installation accessories to your order



Voltage	Polarity	Part # Poly
120/208V	3P+N+G	63-14167
125V	1P+N+G	63-14075
125/250V	2P+N+G	63-14076
208V	2P+G	63-14162
208V	3P+G	63-14163
250V	2P+G	63-14072
250V	3P+G	63-14073
277V	1P+N+G	63-14045
277/480V	3P+N+G	63-14047
347/600V	3P+N+G	-
480V	2P+G	63-14042
480V	3P+G	63-14043
600V	2P+G	-
600V	3P+G	-

Inlet (male)



Voltage	Polarity	Part # Poly
120/208V	3P+N+G	63-18167
125V	1P+N+G	63-18075
125/250V	2P+N+G	63-18076
208V	2P+G	63-18162
208V	3P+G	63-18163
250V	2P+G	63-18072
250V	3P+G	63-18073
277V	1P+N+G	63-18045
277/480V	3P+N+G	63-18047
347/600V	3P+N+G	-
480V	2P+G	63-18042
480V	3P+G	63-18043
600V	2P+G	-
600V	3P+G	-

Other voltage configurations are available – contact customer service at 800.433.7642.

Main Options



Mushroom Pawl



Padlock Pawl



Closed Lid Configuration

Recommended for cord applications to keep lid tucked in to avoid damage.

Receptacle Options

Suffix

Straight Insertion	Recept # - 352
Self-Ejecting Connector Release	Recept # - 354
Mushroom Pawl	Recept # - 375
Padlock Pawl	Recept # - 843
Padlockable Mushroom Pawl	Recept # - 375-843
Metal Pawl	Recept # - 824
Closed Lid Configuration	Recept # - NC

Inlet Options

Suffix

Self-Ejecting Plug Release	Inlet # - 338
With No Lockout Hole	Inlet # - A155

DSN20 Order Example:

To order a receptacle with a padlock pawl add **-843** the receptacle part number.

DSN20 receptacle 3P+G= 63-14043-**843**

Appropriate accessory numbers must also be included on the order

How to Order

Receptacle and Inlet (see above)



Installation Accessories

Handles



NPT	Poly Handle	Cable Range	Nylon Handle	Extended Handle	Angled Handle
1/2"	61-1A013-12	.20 - .82	-	61-1A413	-
3/4"	61-1A013-34	.35 - .70	61-1A013	-	61-1A313
1"	61-1A013-1				

- Notes:**
- Finger draw plates are recommended for easier connector closure on cord to cord assemblies.
 - For available cord grips, see pgs 193-194.

- For a guideline of NPT sizes based on cable ranges, see DSN30 on pg 28.

Angles



Nylon 30° Angle	Metal 45° Angle	Nylon 30° Angle for MB Box	Metal 30° Angle for FS Box	Metal Straight Adapter
61-1A027	MA1	61-1A027-601	MAFS1*	MS1

* MAFS1 base measures approximately 4.2" x 2.7". Due to the variation in sizes of FS boxes, please verify that your FS box matches our dimensions, if not call Customer Service for other solutions.

Junction Boxes



NPT	Metal Box	Metal Box with Nylon Angle	Poly* Conduit Entry	Poly 70°** Wall Box
1/2"	MB312	61-1A053-080-12	61-1A023-12	51-AA058
3/4"	MB334	61-1A053-080-34	61-1A023-34	51-AA058
1"	MB31	61-1A053-080-1	-	51-AA058
1 1/4"	MB3114	61-1A053-080-114	-	51-AA058

* For poly devices only

** 70° boxes are not drilled. Contact customer service if factory drilling is required.

* Interior volume with receptacle installed.

Miscellaneous Accessories



* Set of Two (2)



For Male Devices Only



For Male Devices Only



SD18**



Mount to existing boxes

Finger Drawplates	Protective Cap	Padlockable Plug Cap	Screwdriver for Terminal Screws	Easy Retrofit Adapter Plates
61-1A346	61-1A426	61-1A826	SD18**	see pg 189

* Recommended for cord to cord assembly applications, for easier connector closure

** Klein 608-3 1/8" cabinet tip screwdriver with 3" round shank

Accessory Spotlight

Recommended Screwdriver



DSN20 terminal screws can be tightened or loosened with a 1/8" cabinet tip screwdriver. Meltric recommends Klein 608 Series or equal. The terminal screws on DSN20 devices cannot be properly accessed with a standard screwdriver.

Order Example

A typical order should include an inlet part number, a receptacle part number **AND** the matching handles, angles or other required accessories.



Male Inlet with Handle (Plug)
63-18043 + 61-1A013



Female Receptacle with Angle Adapter
63-14043 + 61-1A027

DSN30



DECONTACTOR™ – 30A

Switch Rated Plugs & Receptacles

Ratings

- Voltage**
600 VAC
- Switch Rating (AC Only)**
Branch Circuit & Motor Circuit
Disconnect Switching
- Horsepower Ratings**

120V	1Ø	1 hp
240V	1Ø	3 hp
208V	3Ø	5 hp
240V	3Ø	5 hp
480V	3Ø	10 hp
600V	3Ø	15 hp
- Short Circuit Rating**
100kA Close & Withstand
Testing was performed with RK1 current limiting fuses sized at 400% of the highest full load motor ampacity associated with the devices hp rating.
- Environmental Ratings**
Type 4X, IP66+IP67
- Temperature Range**
Min -40°F/Max 140°F
See pg 220 for temps below -15°F.
- Wiring Capacity**
Min 14 AWG Max 8 AWG
Aux Contacts - 14 AWG
- Listings**
UL, CSA, IEC, CE*

* Contact Customer Service

Receptacle (female)



Don't forget to add installation accessories to your order



Voltage	Polarity	Part # Poly
120/208V	3P+N+G	63-34167
125V	1P+N+G	63-34075
125/250V	2P+N+G	63-34076
208V	2P+G	63-34162
208V	3P+G	63-34163
250V	2P+G	63-34072
250V	3P+G	63-34073
277V	1P+N+G	63-34045
277/480V	3P+N+G	63-34047
347/600V	3P+N+G	63-34147
480V	2P+G	63-34042
480V	3P+G	63-34043
600V	2P+G	63-34142
600V	3P+G	63-34143

Inlet (male)



Voltage	Polarity	Part # Poly
120/208V	3P+N+G	63-38167
125V	1P+N+G	63-38075
125/250V	2P+N+G	63-38076
208V	2P+G	63-38162
208V	3P+G	63-38163
250V	2P+G	63-38072
250V	3P+G	63-38073
277V	1P+N+G	63-38045
277/480V	3P+N+G	63-38047
347/600V	3P+N+G	63-38147
480V	2P+G	63-38042
480V	3P+G	63-38043
600V	2P+G	63-38142
600V	3P+G	63-38143

Other voltage configurations are available – contact customer service at 800.433.7642.

Main Options



Auxiliary/Pilot Contacts



Mushroom Pawl



Padlock Pawl



Closed Lid Configuration

Recommended for cord applications to keep lid tucked in to avoid damage.



See pgs 197-206 for detailed information on these options

Receptacle Options

Suffix

With 2 Auxiliary/Pilot Contacts	Recept # - 972
Straight Insertion	Recept # - 352
Self-Ejecting Connector Release	Recept # - 354
Mushroom Pawl	Recept # - 375
Padlock Pawl	Recept # - 843
Padlockable Mushroom Pawl	Recept # - 375-843
Metal Pawl	Recept # - 824
Closed Lid Configuration	Recept # - NC
With Auxiliary Switch	Recept # - 270*

Notes: * Not UL/CSA Listed

DSN30 Order Example:

To order 2 auxiliary contacts on an inlet and receptacle add -972 to the part numbers.

DSN30 Inlet 3P+G = 63-38043-972

DSN30 Receptacle 3P+G = 63-34043-972

Appropriate accessory part numbers must also be included on the order.

Inlet Options

Suffix

With 2 Auxiliary/Pilot Contacts	Inlet # - 972
Self-Ejecting Plug Release	Inlet # - 338
With No Lockout Hole	Inlet # - A155
For Auxiliary Switch*	Inlet # - NNF

Notes: * Order inlet with P+N+G configuration and receptacle with P+G configuration

How to Order

Receptacle and Inlet (see above)



Accessories

Angle, Handle, Plug Cap, etc (see opposite page)

Installation Accessories

Handles



NPT	Poly Handle	Cable Range	Nylon Handle	Poly Handle w/Clamp & Bushing
1/2"	61-3A013-12	.20 - .82	61-3A013	-
3/4"	61-3A013-34	.750 - .875	-	1PM514
1"	61-3A013-1	.875 - 1.000	-	1PM516
1 1/4"	61-3A013-114	1.000 - 1.125	-	1PM518
		1.125 - 1.250	-	1PM520
		1.250 - 1.375	-	1PM522

- Notes:**
- Finger draw plates are recommended for easier connector closure on cord to cord assemblies.
 - For available cord grips, see pgs 193-194.


Angles



Nylon 30° Angle	Metal 30° Angle	Metal Angle FS/FD Box 30°	Metal Straight Adapter
61-3A027	MA2	MAFS2*	MS2

* MAFS2 base measures approximately 4.2" x 2.7". Due to the variation in sizes of FS boxes, please verify that your FS box matches our dimensions, if not call Customer Service for other solutions.

Junction Boxes



NPT	Metal Box	Metal Box with Nylon Angle	Poly* Conduit Entry	Poly 70°** Wall Box
1/2"	MB312	61-3A053-080-12	61-3A023-12	51-BA058
3/4"	MB334	61-3A053-080-34	61-3A023-34	51-BA058
1"	MB31	61-3A053-080-1	-	51-BA058
1 1/4"	MB3114	61-3A053-080-114	-	51-BA058

* For poly devices only

** 70° boxes are not drilled. Contact customer service if factory drilling is required.

* Interior volume with receptacle installed.

Miscellaneous Accessories



* Set of Two (2)



For Male Devices Only



For Male Devices Only



SD18**



Mount to existing boxes

Finger Drawplates	Protective Cap	Padlockable Plug Cap	Screwdriver for Terminal Screws	Easy Retrofit Adapter Plates
61-3A346	61-3A426	61-3A826	SD18**	see pg 189

* Recommended for cord to cord assembly applications, for easier connector closure

** Klein 608-3 1/8" cabinet tip screwdriver with 3" round shank


NPT Guidelines

Cable Range	NPT
.312 - .625	1/2"
.438 - .812	3/4"
.660 - 1.000	1"
.875 - 1.375	1 1/4"

NPT sizes are determined by the cable diameter and third party cord grip.

Accessory Spotlight

Recommended Screwdriver



DSN30 terminal screws can be tightened or loosened with a 1/8" cabinet tip screwdriver. Meltric recommends Klein 608 Series or equal. The terminal screws on DSN30 devices cannot be properly accessed with a standard screwdriver.

Order Example

A typical order should include an inlet part number, a receptacle part number **AND** the matching handles, angles or other required accessories.



Male Inlet with Handle (Plug)
63-38043 + 61-3A013



Female Receptacle with Angle Adapter
63-34043 + 61-3A027

DSN60



DECONTACTOR™ – 60A

Switch Rated Plugs & Receptacles

Ratings

- Voltage**
600 VAC
- Switch Rating (AC Only)**
Branch Circuit & Motor Circuit
Disconnect Switching
- Horsepower Ratings**

120V	1Ø	2 hp
240V	1Ø	3 hp
208V	3Ø	7 1/2 hp
240V	3Ø	7 1/2 hp
480V	3Ø	20 hp
600V	3Ø	20 hp
- Short Circuit Rating**
100kA Close & Withstand
Testing was performed with RK1 current limiting fuses sized at 400% of the highest full load motor ampacity associated with the devices hp rating.
- Environmental Ratings**
Type 4X, IP66+IP67
- Temperature Range**
Min -40°F/Max 140°F
See pg 220 for temps below -15°F.
- Wiring Capacity**
Min 12 AWG Max 4 AWG
Aux Contacts - Max 14 AWG
- Listings**
UL, CSA, IEC, CE*

* Contact Customer Service



Don't forget to
add installation
accessories to
your order



Inlet (male)



Voltage	Polarity	Part # Poly
120/208V	3P+N+G	63-64167
125V	1P+N+G	63-64075
125/250V	2P+N+G	63-64076
208V	2P+G	63-64162
208V	3P+G	63-64163
250V	2P+G	63-64072
250V	3P+G	63-64073
277V	1P+N+G	63-64045
277/480V	3P+N+G	63-64047
347/600V	3P+N+G	63-64147
480V	2P+G	63-64042
480V	3P+G	63-64043
600V	2P+G	63-64142
600V	3P+G	63-64143

Voltage	Polarity	Part # Poly
120/208V	3P+N+G	63-68167
125V	1P+N+G	63-68075
125/250V	2P+N+G	63-68076
208V	2P+G	63-68162
208V	3P+G	63-68163
250V	2P+G	63-68072
250V	3P+G	63-68073
277V	1P+N+G	63-68045
277/480V	3P+N+G	63-68047
347/600V	3P+N+G	63-68147
480V	2P+G	63-68042
480V	3P+G	63-68043
600V	2P+G	63-68142
600V	3P+G	63-68143

Other voltage configurations are available – contact customer service at 800.433.7642.

Main Options



**Auxiliary/Pilot
Contacts**



**Mushroom
Pawl**



Padlock Pawl



**Closed Lid
Configuration**

Recommended for cord
applications to keep lid
tucked in to avoid damage.



See pgs 197-206 for detailed
information on these options



Receptacle Options

Suffix

With 2 Auxiliary/Pilot Contacts	Recept # - 972
With 3 Auxiliary/Pilot Contacts	Recept # - 973*
With 4 Auxiliary/Pilot Contacts	Recept # - 974*
Straight Insertion	Recept # - 352
Self-Ejecting Connector Release	Recept # - 354
Mushroom Pawl	Recept # - 375
Padlock Pawl	Recept # - 843
Padlockable Mushroom Pawl	Recept # - 375-843
Metal Pawl	Recept # - 824
Closed Lid Configuration	Recept # - NC
With Auxiliary Switch	Recept # - 270*

Notes: * Not UL/CSA Listed

DSN60 Order Example:

To order 2 auxiliary contacts on an inlet and receptacle
add **-972** to the part numbers.

DSN60 Inlet 3P+G = 63-68043-**972**

DSN60 Receptacle 3P+G = 63-64043-**972**

Inlet Options

Suffix

With 2 Auxiliary/Pilot Contacts	Inlet # - 972
With 3 Auxiliary/Pilot Contacts	Inlet # - 973*
With 4 Auxiliary/Pilot Contacts	Inlet # - 974*
Self-Ejecting Plug Release	Inlet # - 338
With No Lockout Hole	Inlet # - A155
For Auxiliary Switch*	Inlet # - NNF

Notes: * Order inlet with P+N+G configuration and receptacle with P+G configuration

How to Order

Receptacle and Inlet (see above)



Angle, Handle, Plug Cap, etc (see opposite page)

Installation Accessories



Makes connector closures easier

NPT	Poly Handle	Cable Range	Nylon Handle	Poly Handle w/Clamp & Bushing	Poly Handle w/built in Draw Grips
1/2"	61-6A013-12	.39 - 1.18	61-6A013	–	61-6A473
3/4"	61-6A013-34	.750 - .875	–	3PM514	–
1"	61-6A013-1	.875 - 1.000	–	3PM516	–
1 1/4"	61-6A013-114	1.000 - 1.125	–	3PM518	–
		1.125 - 1.250	–	3PM520	–
		1.250 - 1.375	–	3PM522	–

Notes:

- Finger draw plates are recommended for easier connector closure on cord to cord assemblies.
- For available cord grips, see pgs 193-194.

- For a guideline of NPT sizes based on cable ranges, see DSN30 on pg 28.

Angles



Nylon 30° Angle	Metal 30° Angle	Metal 70° Angle	Metal Angle FS/FD Box 30°	Metal Straight Adapter
61-6A027	MA3	89-3A027	MAFS3*	MS3

* MAFS3 base measures approximately 4.2" x 2.7". Due to the variation in sizes of FS boxes, please verify that your FS box matches our dimensions, if not call Customer Service for other solutions.

Junction Boxes



NPT	Metal Box	Metal Box with Nylon Angle	Poly* Conduit Entry	Poly 70°** Wall Box
1/2"	MB312	61-6A053-080-12	61-6A023-12	51-CA058
3/4"	MB334	61-6A053-080-34	61-6A023-34	51-CA058
1"	MB31	61-6A053-080-1	61-6A023-1	51-CA058
1 1/4"	MB3114	61-6A053-080-114	–	51-CA058

* For poly devices only

** 70° boxes are not drilled. Contact customer service if factory drilling is required.

* Interior volume with receptacle installed.

Miscellaneous Accessories



Set of Two (2)



For Male Devices Only



For Male Devices Only



Screwdriver for Terminal Screws



Mount to existing boxes

Finger Drawplates	Protective Cap	Padlockable Plug Cap	Screwdriver for Terminal Screws	Easy Retrofit Adapter Plates
61-6A346	61-6A426	61-6A826	see pgs 193-194	see pg 189

Accessory Spotlight

Finger Drawplates



Finger drawplates are recommended for easier connector closure on cord to cord assemblies.

A typical order should include an inlet part number, a receptacle part number **AND** the matching handles, angles or other required accessories.



Male Inlet with Handle (Plug)
63-68043 + 61-6A013



Female Receptacle with Angle Adapter
63-64043 + 61-6A027