

## Two-Wire Alphasonic Level Transmitter

### Features

- ✓ Easy potentiometer calibration with power LED and span invert switch
- ✓ Low-cost measurement solution for light duty level applications
- ✓ PVC, PP or PVDF wave guides may be easily sized in the field

### Description

The general purpose two-wire alphasonic transmitter provides contact level measurement up to 10' or 3m, and is ideally suited for clean water or non-coating and scaling diluted corrosive liquids. The transmitter is typically selected for atmospheric day tank and process vessel applications. Media examples include potable water and malic acid. For easy installation in open tanks, order the adjustable LM50 side mount bracket. The PP bracket bolts directly to the side wall. Source a 1"- 2" reducer bushing separately for use in installing the transmitter.



### Specifications

Range:	0.3' to 10' (9 cm to 3 m)
Accuracy:	± 1% of span in air
Resolution:	0.125" (3 mm)
LED indication:	Power status
Supply voltage:	14-36 VDC
Loop resist.:	600 Ohms @ 24 VDC
Signal output:	4-20 mA, two-wire
Signal invert:	4-20 or 20-4 mA
Calibration:	Potentiometer
Process temp.:	F: -40° to 140° C: -40° to 60°
Temp. comp.:	Automatic
Electronics temp.:	F: -4° to 140° C: -20° to 60°
Pressure:	Atmospheric
Enclosure rating:	NEMA 4X (IP65)
Installed height:	5.9" (15 cm) above tank process mount
Encl. material:	PP, UL94VO
Guide material:	PVC, PP or PVDF Kynar®
Process mount:	1" NPT (1" G)
Mount. gasket:	Viton® (G version only)
Conduit entrance:	Single, 1/2" NPT
Classification:	General purpose
CE compliance:	EN 50082-2 immunity EN 55011 emission

### Cricket

### Ordering

LA12- 0 1-      

Guide material

7 PVC  
1 PP  
5 PVDF

Process mount (1) (2)

0 1" NPT (US)  
6 1" G (Metric)

Guide length (3) (4)

012-120 12"-120" (30 cm to 3 m)

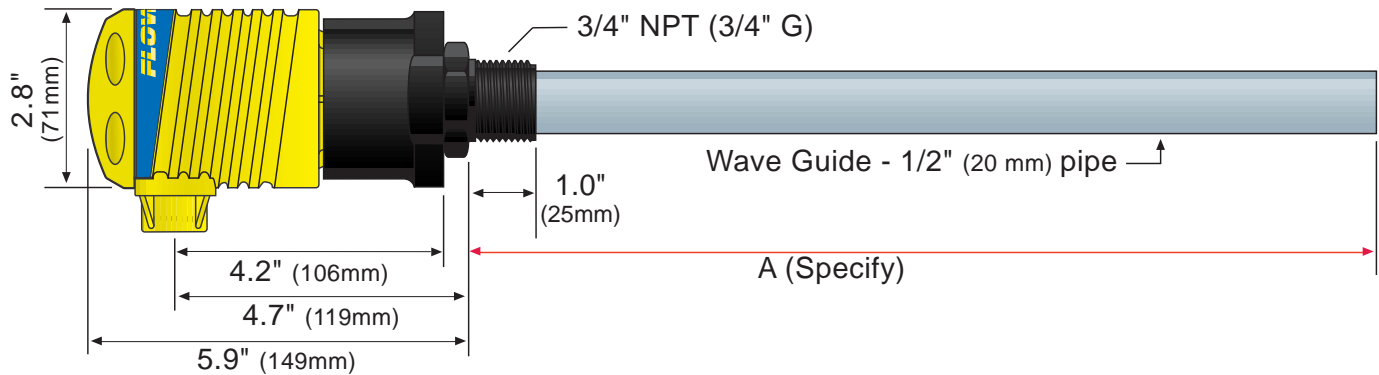
### Ordering Notes

- 1) The straight G thread version seals with an included Viton® mounting gasket.
- 2) For installation on open tanks, order the LM50-1001 (2" NPT) or LM50-1061 (2" G) side mount bracket.
- 3) The guide length or A-dimension may be specified in 1/2" (1.3 cm) increments from 12" to 120" (30 cm to 3 m). To order the LA12 without a factory installed guide, specify a 00 guide length. Separately sourced and installed guides should adhere to a 1/2" (20 mm) schedule 40 pipe specification.
- 4) To calculate the guide adder, round up the A-dimension to the next foot (30 cm) and multiply it by the selected guide material.



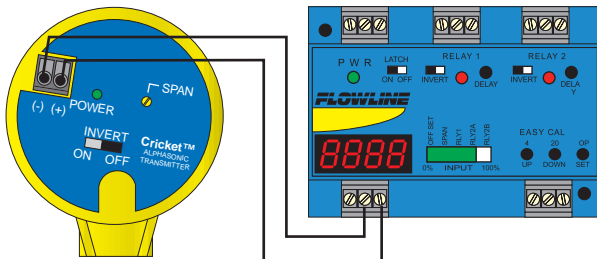
# Cricket™ Two-Wire Alphasonic Level Transmitter

## Dimensions

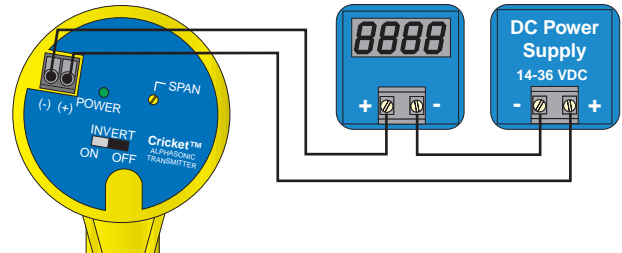


Specifications are subject to change without notice.

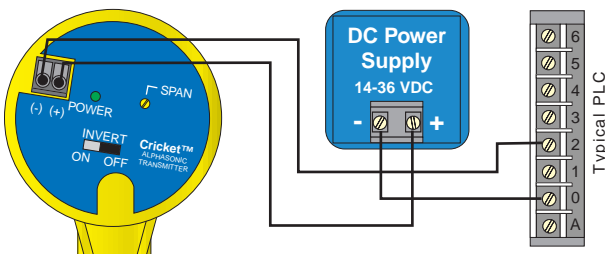
## Wiring to LC52 Controller



## Wiring to Loop Powered Meter



## Wiring to PLC



## Wiring to Universal Panel Meter

